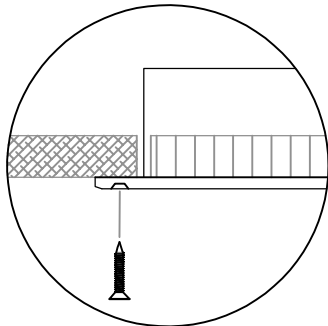
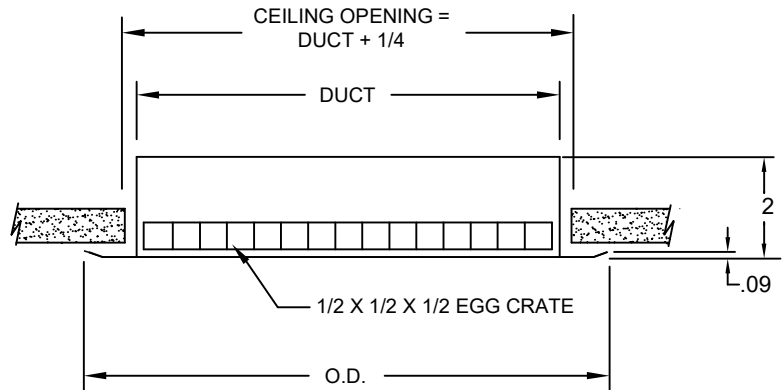
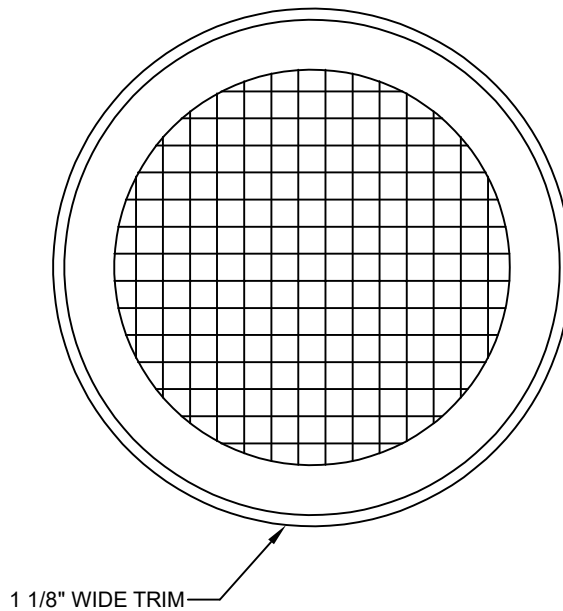


MODEL	DUCT	O.D.
RECR-4	4	5-13/16
RECR-6	6	7-13/16
RECR-8	8	9-13/16
RECR-10	10	11-13/16
RECR-12	12	13-13/16



SCREW MOUNTING OPTION



**FEATURES**

- STEEL CONSTRUCTION WITH ALUMINUM EGG CRATE CORE
- SCREW MOUNTING OPTION INCLUDES COUNTERSUNK SCREW HOLES IN THE FACE FLANGE WITH SCREWS INCLUDED.
- STANDARD COLOR IS RAYMON #26 WHITE. CONTACT FACTORY FOR OTHER OPTIONS.

**OPTIONS (SPECIFY)**

- MODEL RECR-4
- MODEL RECR-6
- MODEL RECR-8
- MODEL RECR-10
- MODEL RECR-12
- SCREW MOUNTING

STANDARD INDUSTRY TOLERANCES APPLY. SPECIFICATIONS ARE SUBJECT TO CHANGE WITHOUT NOTICE.

JOB NAME: \_\_\_\_\_  
 LOCATION: \_\_\_\_\_  
 ARCHITECT: \_\_\_\_\_  
 ENGINEER: \_\_\_\_\_  
 CONTRACTOR: \_\_\_\_\_

**MODEL RECR**  
**ROUND EGG CRATE**

DRAWN BY: RBJ      DATE: 03-17-23      DWG. NO. RECR

**RAYMON** P.O. BOX 250 ALBION, IOWA 50005 www.raymon-hvac.com