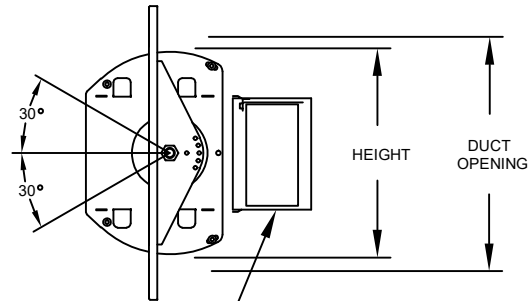
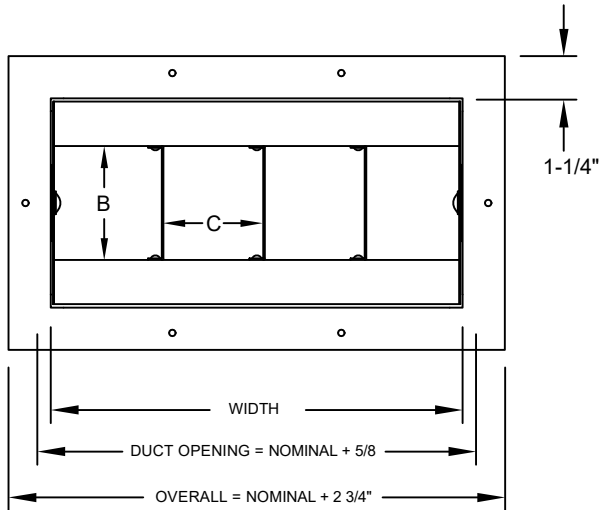
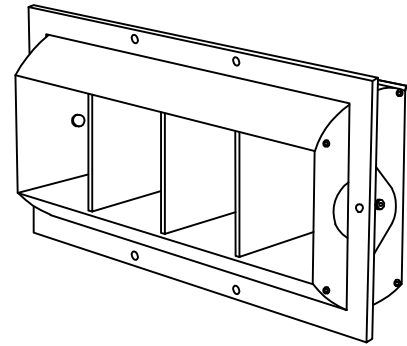
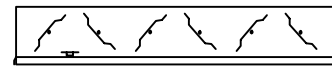


HIGH CAPACITY DRUM LOUVER

DESIGNED TO HANDLE LARGE AIR CAPACITIES AND PROVIDE LONG THROWS IN LARGE CONDITIONED SPACES.

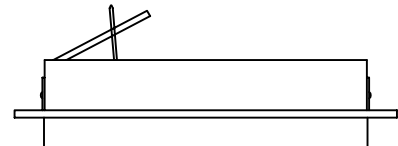

 OPTIONAL OBD
 OPPOSED BLADE DAMPER


SIZES ABOVE 24" WILL HAVE 2 DAMPERS

HEIGHT	DUCT OPENING	B	C
6	6 1/2	3 3/8	3
10	10 1/2	5 7/8	5
15	15 1/2	9 7/8	5

AVAILABLE WIDTHS: 9, 12, 15, 18, 20, 24, 25, 30, 35, 36, 40 & 48"

OPTIONAL AIR SCOOP


FEATURES

- ALL GALVANIZED STEEL CONSTRUCTION
- DRUM ADJUSTABLE TO 30 DEGREES FROM CENTERLINE
- DENTENT FEATURE PROVIDES SECURE DRUM POSITIONING
- INDIVIDUALLY ADJUSTABLE VANES
- MILL FINISH GALVANIZED STANDARD
- POWDER COAT FINISHES AVAILABLE
- COUNTERSUNK SCREW HOLES ARE STANDARD
- FULL GASKET SEAL ON DRUM AND FACE PLATE

OPTIONS (SPECIFY)

- _____ MODEL (RDL)
- _____ WIDTH
- _____ HEIGHT
- STANDARD MILL FINISH GALVANIZED
- POWDER COAT WHITE FINISH
- POWDER COAT SILVER FINISH
- POWDER COAT BLACK FINISH
- POWDER COAT PRIMER FINISH
- AIR SCOOP (BLACK FINISH)
- OPPOSED BLADE DAMPER (MILL GALVANIZED)

STANDARD INDUSTRY TOLERANCES APPLY. SPECIFICATIONS ARE SUBJECT TO CHANGE WITHOUT NOTICE.

JOB NAME: _____

LOCATION: _____

ARCHITECT: _____

ENGINEER: _____

CONTRACTOR: _____

MODEL RDL
HIGH CAPACITY DRUM LOUVERS

DRAWN BY: CAN DATE: 11-13-19 DWG. NO. RDL