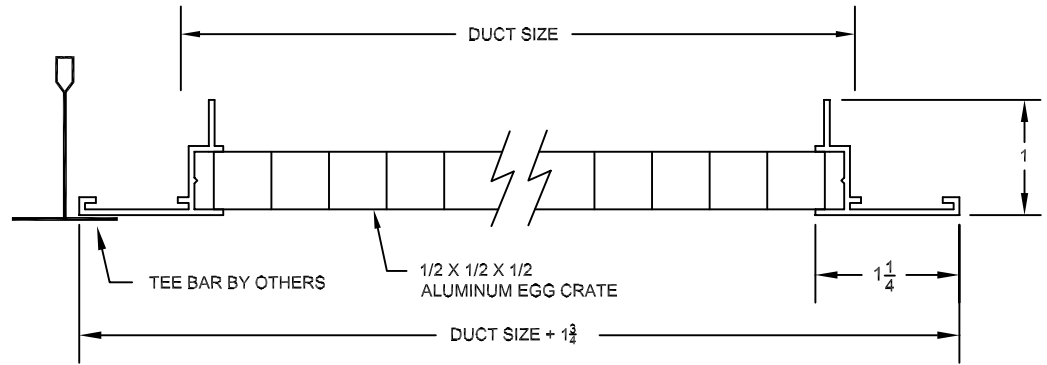


AIR DISTRIBUTION SUBMITTAL

STANDARD 1/2" THICK CORE



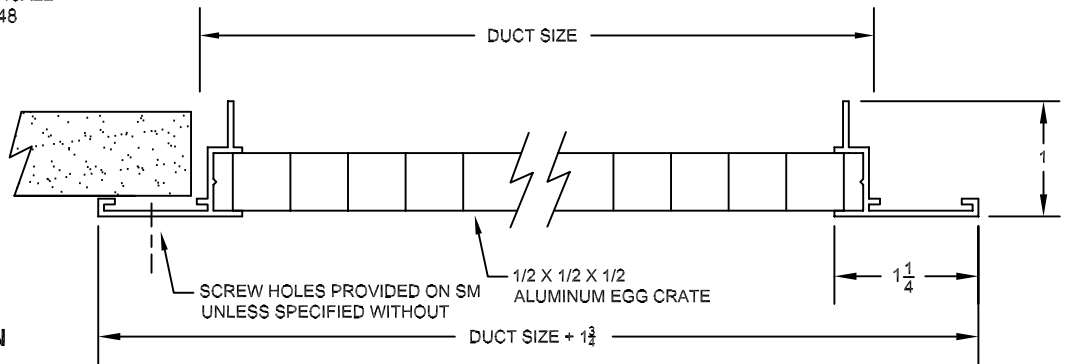
STANDARD TEE BAR LAY-IN

MODEL ECR-TB

EX: ECR-TB-2222

(22 X 22 DUCT SIZE WITH 23.75 X 23.75 OVERALL FACE)

AVAILABLE DUCT SIZES FROM 22X10 TO 46X22
FOR CEILING TEE MODULES OF 12, 24 & 48



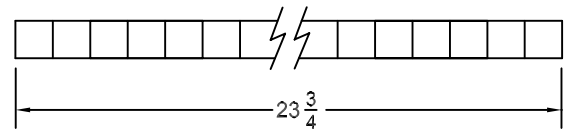
SURFACE MOUNT APPLICATION

MODEL ECR-SM

EX: ECR-SM-2424

(24 X 24 DUCT SIZE WITH 25.75 X 25.75 OVERALL FACE)

AVAILABLE DUCT SIZES FROM 6X6 TO 48X12

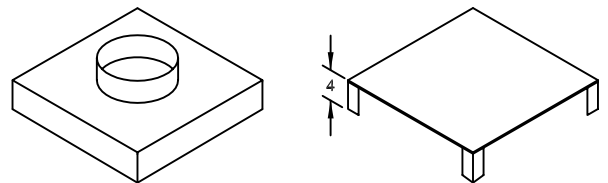


CORE ONLY (NO FRAME)

MODEL ECR-TB-C

EX: ECR-TB-C-2424 (23.75 X 23.75 OVERALL)

AVAILABLE SIZES: 2412, 2424 & 4824



PLENUM AND LIGHT SHIELD OPTIONS

STANDARD INDUSTRY TOLERANCES APPLY. SPECIFICATIONS
ARE SUBJECT TO CHANGE WITHOUT NOTICE.

FEATURES

- ALUMINUM CONSTRUCTION
- STANDARD COLOR IS DONCO #26 WHITE. CONTACT FACTORY FOR OTHER OPTIONS.
- AVAILABLE FOR STANDARD TEE BAR LAY-IN OR SURFACE MOUNT. CONTACT FACTORY FOR OTHER APPLICATIONS.
- OPPOSED BLADE DAMPERS ARE AVAILABLE.
- PLENUMS AND LIGHT SHIELDS ARE AVAILABLE.

OPTIONS (SPECIFY)

- ECR-TB TEE BAR LAY-IN
- ECR-SM SURFACE MOUNT W/SCREW HOLES
- ECR-C CORE ONLY FOR LAY-IN (NO FRAME)
- ___ SIZE (USE MODEL # EXAMPLES ABOVE)
- WITH LIGHT SHIELD
- WITH PLENUM AND COLLAR

JOB NAME: _____
 LOCATION: _____
 ARCHITECT: _____
 ENGINEER: _____
 CONTRACTOR: _____

TYPE ECR-TB & ECR-SM EGG CRATE RETURN GRILLE

DRAWN BY

RBJ

DATE

10-24-05

DWG. NO.

ECR

P.O. BOX 250
 ALBION, IOWA 50005
 PH. (641) 488-2211 FAX (641) 488-2796
 www.raymon-hvac.com



RAYMON
 DONCO AIR DISTRIBUTION EQUIPMENT