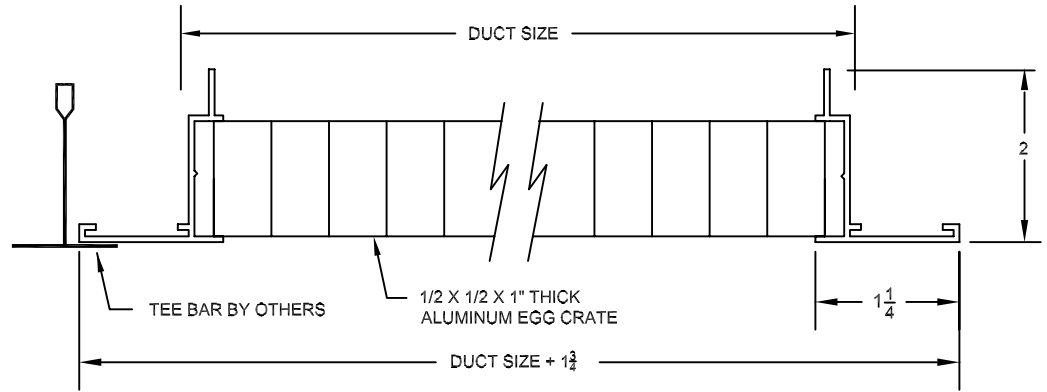


# AIR DISTRIBUTION SUBMITTAL

## 1" THICK CORE



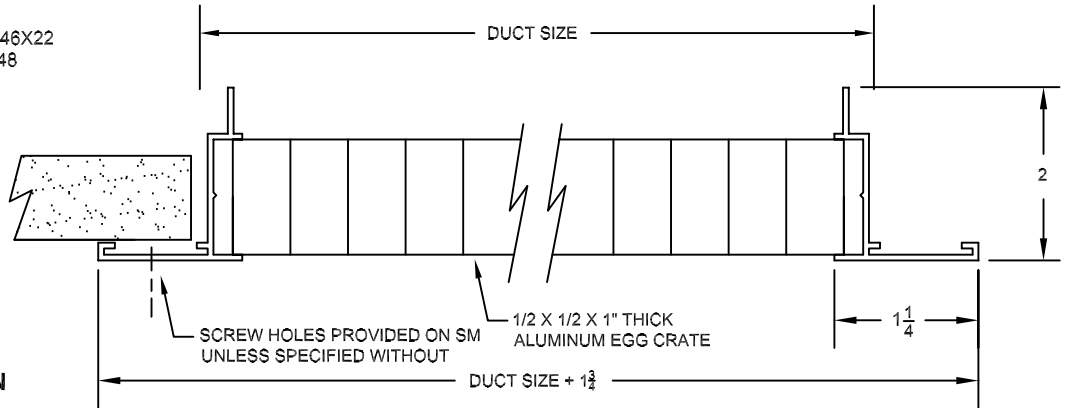
### STANDARD TEE BAR LAY-IN

MODEL ECR-B-TB

EX: ECR-B-TB-2222

(22 X 22 DUCT SIZE WITH 23.75 X 23.75 OVERALL FACE)

AVAILABLE DUCT SIZES FROM 22X10 TO 46X22  
FOR CEILING TEE MODULES OF 12, 24 & 48



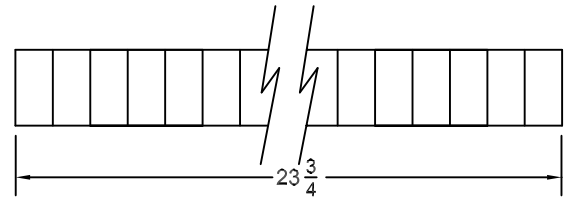
### SURFACE MOUNT APPLICATION

MODEL ECR-B-SM

EX: ECR-B-SM-2424

(24 X 24 DUCT SIZE WITH 25.75 X 25.75 OVERALL FACE)

AVAILABLE DUCT SIZES FROM 6X6 TO 48X24



### CORE ONLY (NO FRAME)

MODEL ECR-B-C

EX: ECR-B-C-2424 (23.75 X 23.75 OVERALL)

AVAILABLE SIZES: 2412, 2424 & 4824

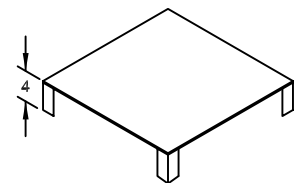
### FEATURES

- ALUMINUM CONSTRUCTION
- ONE PIECE CORE (NOT STACKED) 1" THICK
- STANDARD COLOR IS DONCO #26 WHITE. CONTACT FACTORY FOR OTHER OPTIONS.
- AVAILABLE FOR STANDARD TEE BAR LAY-IN OR SURFACE MOUNT. CONTACT FACTORY FOR OTHER APPLICATIONS.
- LIGHT SHIELDS ARE AVAILABLE.

### OPTIONS (SPECIFY)

- ECR-B-TB TEE BAR LAY-IN
- ECR-B-SM SURFACE MOUNT W/SCREW HOLES
- ECR-B-C CORE ONLY FOR LAY-IN (NO FRAME)
- \_\_\_ SIZE (USE MODEL # EXAMPLES ABOVE)
- WITH LIGHT SHIELD

### LIGHT SHIELD OPTION



STANDARD INDUSTRY TOLERANCES APPLY. SPECIFICATIONS ARE SUBJECT TO CHANGE WITHOUT NOTICE.

JOB NAME: \_\_\_\_\_  
 LOCATION: \_\_\_\_\_  
 ARCHITECT: \_\_\_\_\_  
 ENGINEER: \_\_\_\_\_  
 CONTRACTOR: \_\_\_\_\_

## 1" THICK TYPE ECR-B-TB & ECR-B-SM EGG CRATE RETURN GRILLE

DRAWN BY

JLH

DATE

10-24-05

DWG. NO.

ECR-B

P.O. BOX 250  
 ALBION, IOWA 50005  
 PH. (641) 488-2211 FAX (641) 488-2796  
 www.raymon-hvac.com



**RAYMON**  
 DONCO AIR DISTRIBUTION EQUIPMENT