

DUCT WIDTH	NUMBER OF BARS
1.5	1
2	2
2.5	3
3	4
3.5	5
4	6
5	8
6	10
8	14
10	18
12	22
14	26
16	30
18	34
20	38
22	42
24	46

**DBG-350**  
1/4" WIDE BAR  
1/2" SPACING  
0 DEG. DEFLECTION

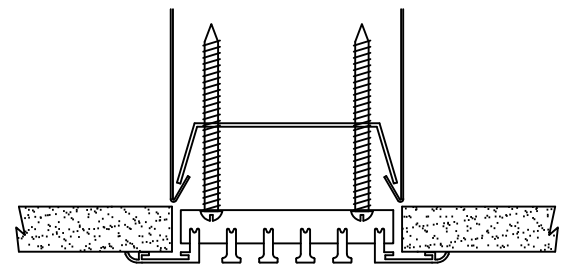
**FEATURES**

- ALL ALUMINUM CONSTRUCTION
- 1/4" WIDE FIXED POSITION BARS AT ZERO DEGREE DEFLECTION
- BAR CENTERLINE SPACINGS IS 1/2"
- END TERMINATIONS ARE MITERED
- MINIMUM DUCT WIDTH IS 1 1/2"
- MAXIMUM LENGTH PER SECTION IS 96"
- ALIGNMENT STRIPS PROVIDED FOR CONTINUOUS APPLICATIONS
- ALSO AVAILABLE AS CORE ONLY WITHOUT FLANGED FRAME
- PAINTED FINISH AVAILABLE IN WHITE, SILVER OR BLACK. ALSO AVAILABLE IN MILL FINISH. CONTACT FACTORY FOR CLEAR ANODIZED OR OTHER SPECIAL COLORS AND FINISHES.

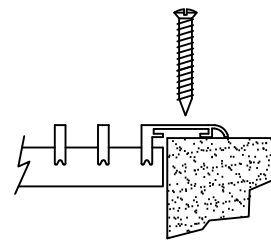
**OPTIONS (SPECIFY)**

- DUCT LENGTH
- DUCT WIDTH
- PAINTED SILVER FINISH
- PAINTED WHITE FINISH
- PAINTED BLACK FINISH
- MILL FINISH
- CLEAR ANODIZED
- SURFACE MOUNT FASTENING
- SCREW FASTENING
- CORE ONLY

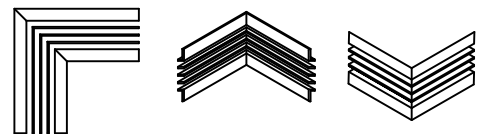
STANDARD INDUSTRY TOLERANCES APPLY. SPECIFICATIONS ARE SUBJECT TO CHANGE WITHOUT NOTICE.



**SURFACE MOUNT FASTENING**  
WITH CONCEALED MOUNT HARDWARE  
(HEMMED DUCT REQUIRED)



**SCREW FASTENING**  
COUNTERSUNK HOLES AND SCREWS PROVIDED



**MITERED CORNER OPTIONS**  
CONTACT FACTORY

JOB NAME: \_\_\_\_\_  
 LOCATION: \_\_\_\_\_  
 ARCHITECT: \_\_\_\_\_  
 ENGINEER: \_\_\_\_\_  
 CONTRACTOR: \_\_\_\_\_

**DBG-300 SERIES  
LINEAR BAR GRILLES**

DRAWN BY: RBJ      DATE: 06-02-22      DWG. NO. DBG-300