


NUMBER OF BARS		
DUCT WIDTH	BAR SPACING	
	1/4"	1/2"
1 1/2	3	1
2	5	2
2 1/2	7	3
3	9	4
3 1/2	11	5
4	13	6
5	17	8
6	21	10
8	29	14
10	37	18
12	45	22
14	53	26
16	61	30
18	69	34
20	77	38
22	85	42
24	93	46

**DBG-220**  
1/8" WIDE BAR  
1/4" SPACING  
0 DEG. DEFLECTION



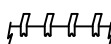
**DBG-225**  
1/8" WIDE BAR  
1/4" SPACING  
15 DEG. DEFLECTION



**DBG-250**  
1/8" WIDE BAR  
1/2" SPACING  
0 DEG. DEFLECTION



**DBG-255**  
1/8" WIDE BAR  
1/2" SPACING  
15 DEG. DEFLECTION


**FEATURES**

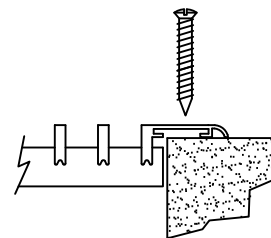
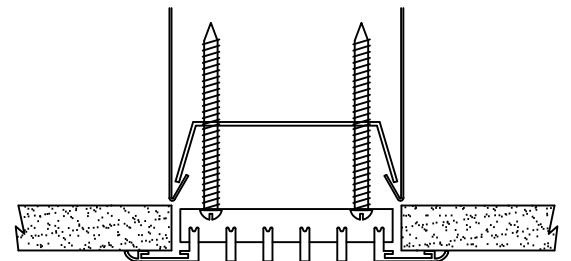
- ALL ALUMINUM CONSTRUCTION
- 1/8" WIDE FIXED POSITION BARS AT ZERO OR 15 DEG. DEFLECTION
- BAR CENTERLINE SPACINGS: 1/4" PENCIL-PROOF OR 1/2"
- END TERMINATIONS ARE MITERED
- MINIMUM DUCT WIDTH IS 1 1/2"
- MAXIMUM LENGTH PER SECTION IS 96"
- ALIGNMENT STRIPS PROVIDED FOR CONTINUOUS APPLICATIONS
- ALSO AVAILABLE AS CORE ONLY WITHOUT FLANGED FRAME
- PAINTED FINISH AVAILABLE IN WHITE, SILVER OR BLACK. ALSO AVAILABLE IN MILL FINISH. CONTACT FACTORY FOR CLEAR ANODIZED OR OTHER SPECIAL COLORS AND FINISHES.

**OPTIONS (SPECIFY)**

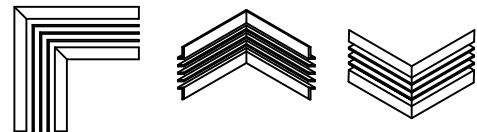
- DUCT LENGTH
- DUCT WIDTH
- BAR SPACING 1/4" 1/2"
- DEFLECTION 0 DEG. 15 DEG.
- PAINTED SILVER FINISH
- PAINTED WHITE FINISH
- PAINTED BLACK FINISH
- MILL FINISH
- CLEAR ANODIZED
- SURFACE MOUNT FASTENING
- SCREW FASTENING
- CORE ONLY

**SURFACE MOUNT FASTENING**

WITH CONCEALED MOUNT HARDWARE  
(HEMMED DUCT REQUIRED)  
NOT AVAILABLE WITH 1/4" BAR SPACING


**SCREW FASTENING**

COUNTERSUNK HOLES AND SCREWS PROVIDED


**MITERED CORNER OPTIONS**  
CONTACT FACTORY

STANDARD INDUSTRY TOLERANCES APPLY. SPECIFICATIONS ARE SUBJECT TO CHANGE WITHOUT NOTICE.

JOB NAME: \_\_\_\_\_

LOCATION: \_\_\_\_\_

ARCHITECT: \_\_\_\_\_

ENGINEER: \_\_\_\_\_

CONTRACTOR: \_\_\_\_\_

**DBG-200 SERIES  
LINEAR BAR GRILLES**

DRAWN BY: RBJ DATE: 06-02-22 DWG. NO. DBG-200

**RAYMON** P.O. BOX 250 ALBION, IOWA 50005 www.raymon-hvac.com